

The K9 Nation app users guide

How to get the most out of
the K9 Nation App



The K9 Nation App User Guide

Welcome to the K9 Nation App Users Guide!

This is your all-in-one guide for navigating the **K9 Nation app**.

Here at K9 Nation we understand that not only does every dog owner have a unique bond with their dog but that every dog is special and unique in themselves, coming with their own sets of challenges, talents and preferences.

Because of this there are many different reasons you might have downloaded the K9 Nation app and joined our community, whether that's to shop dog businesses, find walks in your local area, read blogs and articles or simply post about you dog in our feed.


Whatever the reason we are so glad you've found us, our newest member of the K9 community! To help you get the most out of the app we have put together this guide to help you to get around.



The K9 Nation App User Guide

Privacy settings

The safety and privacy of your dog is just as important to us as it is you! That's why we have some essential settings built in to your profile



You can choose to have your profile **public** or **private**.


If you have your profile set to 'public' it means that whenever you post on the newsfeed anyone in the community can see your post and likewise if anyone wants to view your profile they can do so.

It also means if someone is using the 'find friend' feature you will be discoverable.

Important: even when you are set to public other community members can only ever see your region and nothing more specific about your location!

If you are more of an observer and simply want to use the app for finding information then you can set your profile to private and that way you are hidden unless you choose to connect with someone else as a friend, only then can they see your activity.

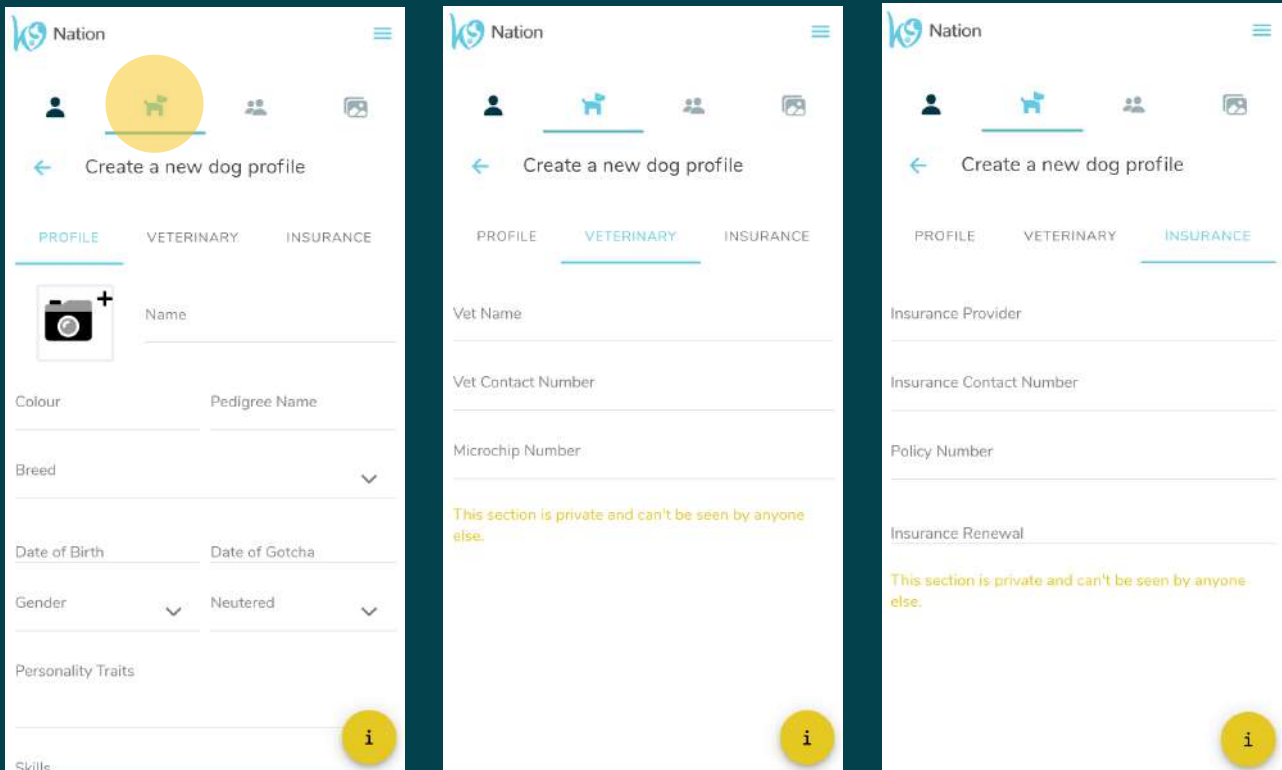
You can also apply filter options like disabling geolocation for walks, events and nearby businesses. This allows you to view everything on the app not specific to your local area. You can also toggle this setting on the individual in-app features.



The K9 Nation App User Guide

Setting up your account

Once you've set up your account by following the initial on-screen instructions you can create a profile for you and your dog and edit your security and preference settings.



Your dog's profile

- You can set up a profile for your dog at any time.
- Add a photo and some information about your dogs breed, colour, personality, their skills and whatever else you feel like mentioning.
- You also have the option to also utilise our veterinary and insurance tabs. Here you can keep important information about your dog like their microchip number and insurance information.
- This information is private and cannot be seen by anyone else. It can be incredibly useful to have this information readily available in case of an emergency!
- Remember, this information can be updated or edited at any time!

The K9 Nation App User Guide

Connecting with the community

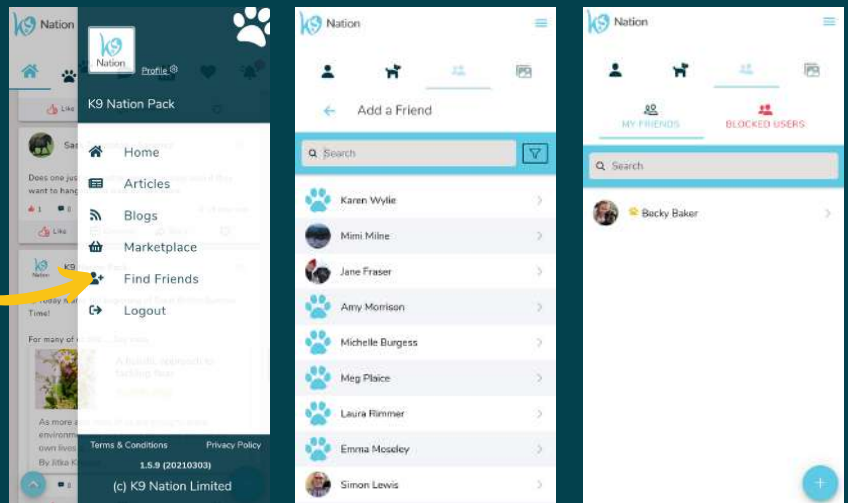
If you've joined the app to connect with your friends, get or share advice and meet other dog owners, then this section is for you!

To navigate the app you can use the drop down menu in the top left corner or the central navigation bar on the homepage.

To find and add your friends go into the drop down bar and click 'Find Friends'.

Find your friends by searching their name, their dog, their dog's breed or the region in the search bar.

You can use the messaging feature to send direct messages to any of the community members you have connected with as a friend.

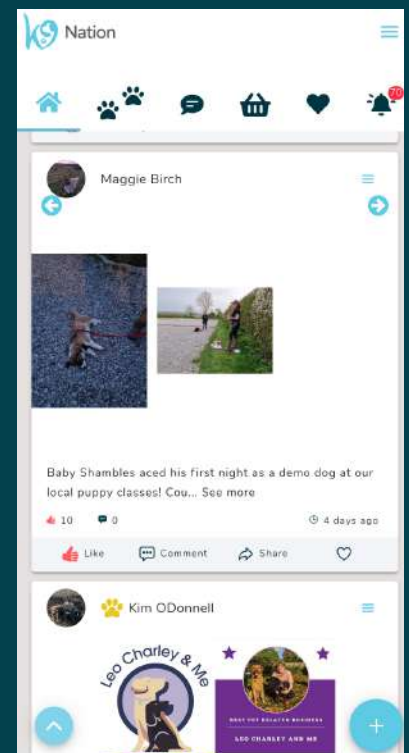


If for whatever reason you would like to block a friend you can go into their profile and click this block friend button. You can block or unblock a friend at any time.

Using the Newsfeed

You can connect with your friends and the K9 Community by posting, commenting, liking and sharing things on the newsfeed.

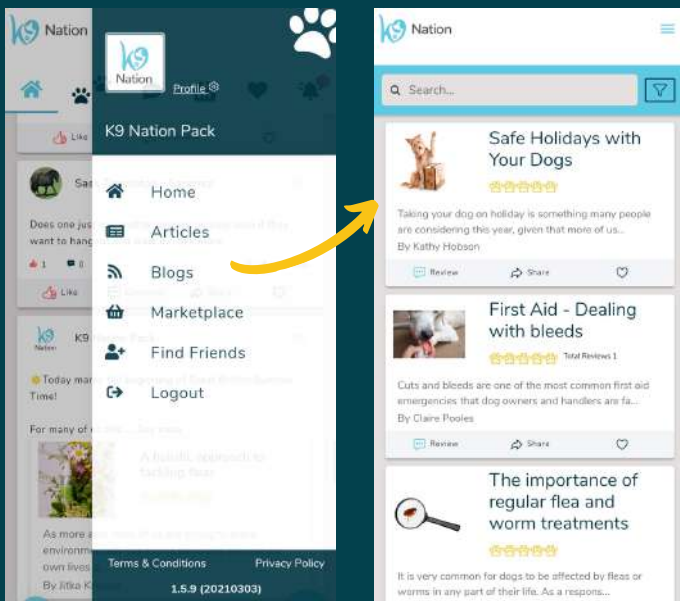
- The newsfeed is accessible through the homepage.
- You can also share your favourite walks, businesses and posts with the rest of the community using the share button.
- You can upload photos or posts using this button in the bottom right corner



The K9 Nation App User Guide

Finding Information on the App

The K9 Nation App is a great resource for information, not just through peer-sharing on the newsfeed but through blogs and articles written by professionals, information about upcoming dog-related events, a marketplace where you can find dog businesses in your area and dog friendly walks



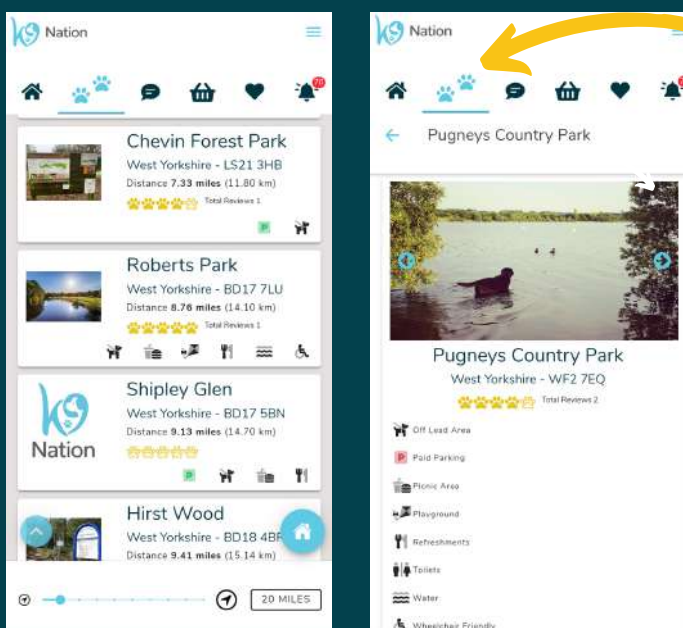
Blogs

Our blogs are written by our K9 Nation Pack, our friends and ambassadors. Here they get to share their personal opinion and stories. It's the more informal way we can share information with you.

Articles

In our articles we invite external experts to provide informative and educational content for our community members.

Don't forget you can review, like and share them to the newsfeed if you think others might find them useful.



Walks

Find walks in your local area in the walks feature of the app. You can filter the walks by location, amenities and more.

The walks are also peer reviewed so you can get real opinions before visiting each area.

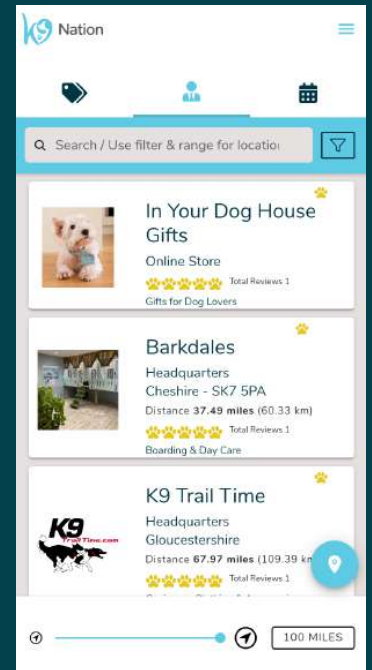
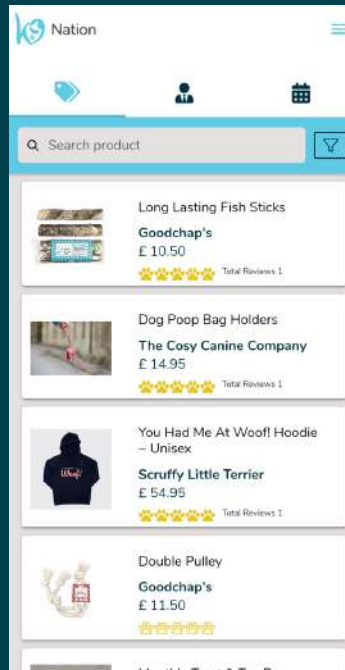
The K9 Nation App User Guide

Finding Information on the App



Marketplace

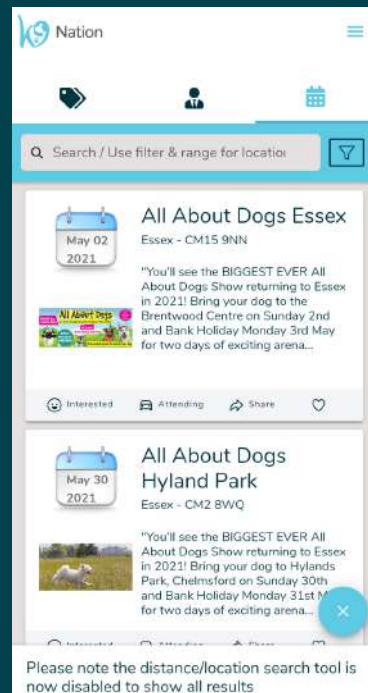
- You can use the app to find local dog friendly businesses and services.
- You can search by product or by the seller directly.
- Some businesses even have exclusive discounts for our community so be sure to check them out
- Use the filter to search by product or services type



Events

Use the events section to find events in your area!

This includes dog shows and dog-friendly events and festivals.



We hope that this guide has given you everything you need to know!

If you have any question, you can contact us via the chat on our website www.k9nation.com or via email at hello@k9nation.com

Follow us:

